





3.0mmD Tapered Implant Body




	Soft Bone Final	Dense Bone Final	Optional Bone Contour
			
	SD2.3 2.3/2.0mmD	SD2.8 2.8/2.3mmD	CBD3.2







3.7mmD Tapered Implant Body




	SD2.3 2.3/2.0mmD		Soft Bone Final	Dense Bone Final	Optional Bone Contour
					
			SD2.8 2.8/2.3mmD	SD3.4 3.4/2.8mmD	CBD3.7









4.7mmD Tapered Implant Body



		Optional		Soft Bone Final	Dense Bone Final	Optional Bone Contour
						
	SD2.3 2.3/2.0mmD	SD2.8 2.8/2.3mmD	SD3.4 3.4/2.8mmD	SD3.8 3.8/3.4mmD	SD4.4 4.4/3.8mmD	CBD4.7

5.7mmD Tapered Implant Body



		Optional	Optional	Optional	Soft Bone Final	Dense Bone Final	Optional Bone Contour	
								
	SD2.3 2.3/2.0mmD	SD2.8 2.8/2.3mmD	SD3.4 3.4/2.8mmD	SD3.8 3.8/3.4mmD	SD4.4 4.4/3.8mmD	D5.1 5.1mmD	SD5.4 5.4/4.8mmD	CBD5.7